



join
ery ma
kers.

Furnishing all your fit-out needs



About us

Joinery Makers is committed to providing exclusive, high-quality furniture and custom joinery.

We pride ourselves on providing a stylish, comfortable and practical selection of furniture and decor.

From budget-friendly to luxury models, we have it covered with our quality range of products, which all come covered by our three-year warranty.

With a catalogue that is always growing and the capabilities of our highly-skilled craftsmen in our Australian manufacturing plant, we are confident that we can create or source furnishings to deliver on our clients' vision.

To discover a solution to your furnishing needs, visit us at joinerymakers.com.au or call us on 03 9518 5155.

Index

Chairs	P4
Workstations	P24
Storage	P36
Plants	P40



Chairs

01	Regent Collection	P5
02	Oxford Collection	P14
03	Bond Collection	P17
04	Park Lane	P22

Regent collection

TASK CHAIR

Black mesh RE-C1000

EXECUTIVE CHAIRS

LOW BACK

Grey fabric RE-C1001

Green fabric RE-C1002

Tan leather RE-C1007

Black leather RE-C1008

HIGH BACK

Grey fabric RE-C1003

Green fabric RE-C1004

Tan leather RE-C1005

Black leather RE-C1006

Regent Chairs feature high-density moulded foam seats and quality stitching to ensure comfort and longevity

With a smooth 360 degree spin, synchronised seat and back tilt and an easy gas-lift mechanism, finding the perfect seat position is simple

The quality smooth-rolling castors on five sturdy legs provide stability and ease of movement





REGENT TASK CHAIR

RE-C1000

Product Description

Base Black

Upholstery Black mesh upright with black fabric seat cushion

- Features**
- Adjustable gas-lift seat height
 - Seat and back tilt
 - Fixed cushion
 - Height-adjustable armrests
 - High-density moulded foam
 - Lumbar support
 - Five castor-wheel base for smooth movement and stability

Dimensions (mm) 645W x 510D x 1005-1105H (back)
460-560H (seat)



REGENT LOW BACK

RE-C1001

Product Description

Base Black

Upholstery Grey soft-touch fabric

- Features**
- Adjustable gas-lift seat height
 - Seat and back tilt
 - Removable cushion
 - Fixed height armrests and curved bucket-style seat for maximum comfort
 - High-density moulded foam
 - Five castor-wheel base for smooth movement and stability

Dimensions (mm) 645W x 360D x 940-1060H (back)
460-580 H (seat)



REGENT LOW BACK RE-C1007

Product Description

Base Black

Upholstery Tan pu leather

- Features**
- Adjustable gas-lift seat height
 - Seat and back tilt
 - Fixed height armrests and curved bucket-style seat for maximum comfort
 - High-density moulded foam
 - Five castor-wheel base for smooth movement and stability

Dimensions (mm) 645W x 360D x 860-980H (back)
400-520H (seat)



REGENT LOW BACK

RE-C1008

Product Description

- Base** Black
- Upholstery** Black pu leather
- Features**
- Adjustable gas-lift seat height
 - Seat and back tilt
 - Fixed height armrests and curved bucket-style seat for maximum comfort
 - High-density moulded foam
 - Five castor-wheel base for smooth movement and stability
- Dimensions (mm)** 645W x 360D x 860-980H (back)
400-520H (seat)



REGENT HIGH BACK

RE-C1003

Product Description

Base Chrome

Upholstery Grey soft-touch fabric

- Features**
- Adjustable gas-lift seat height
 - Seat and back tilt
 - Fixed height armrests and high back for extra comfort and support
 - Stylish cut-out in backrest to allow air circulation
 - High-density moulded foam
 - Five castor-wheel base for smooth movement and stability

Dimensions (mm) 645W x 340D x 1000-1100H (back)
430-530H (seat)



REGENT HIGH BACK

RE-C1004

Product Description

- Base** Chrome
- Upholstery** Green soft-touch fabric
- Features**
- Adjustable gas-lift seat height
 - Seat and back tilt
 - Fixed height armrests and high back for extra comfort and support
 - Stylish cut-out in backrest to allow air circulation
 - High-density moulded foam
 - Five castor-wheel base for smooth movement and stability
- Dimensions (mm)** 645W x 340D x 1000-1100H (back)
430-530H (seat)



REGENT HIGH BACK RE-C1005

Product Description

Base Black

Upholstery Tan pu leather

- Features**
- Adjustable gas-lift seat height
 - Seat and back tilt
 - Fixed height armrests and high back for extra comfort and support
 - Stylish cut-out in backrest to allow air circulation
 - High-density moulded foam
 - Five castor-wheel base for smooth movement and stability

Dimensions (mm) 645W x 340D x 1000-1100H (back)
430-530H (seat)



REGENT HIGH BACK

RE-C1006

Product Description

- Base** Black
- Upholstery** Black pu leather
- Features**
- Adjustable gas-lift seat height
 - Seat and back tilt
 - Fixed height armrests and high back for extra comfort and support
 - Stylish cut-out in backrest to allow air circulation
 - High-density moulded foam
 - Five castor-wheel base for smooth movement and stability
- Dimensions (mm)** 645W x 340D x 1000-1100H (back)
430-530H (seat)

Oxford collection

TASK CHAIRS


Black OX-C2000

Grey & white OX-C2001

Oxford Chairs feature synchronised seat and back tilt with three position lock; plus tight-weave mesh upright back and lumbar support

With a smooth 360 degree spin and an easy gas-lift mechanism, adjusting this chair to suit your preferred position is easy

The high-density moulded foam seats are covered in quality fabric to ensure comfort and longevity



OXFORD TASK CHAIR**OX-C2000****Product Description****Base** Black**Upholstery** Black mesh upright with black fabric seat cushion

- Features**
- Adjustable gas-lift seat height
 - Seat and back tilt with three position tilt lock
 - Adjustable tension
 - Fixed cushion
 - Height-adjustable armrests
 - High-density moulded foam
 - Lumbar support
 - Five castor-wheel base for smooth movement and stability

Dimensions (mm) 660W x 520D x 980-1070H (back)
450-540H (seat)





OXFORD TASK CHAIR

OX-C2001

Product Description

Base Crisp white

Upholstery Grey mesh upright with grey fabric seat cushion

- Features**
- Adjustable gas-lift seat height
 - Seat and back tilt with three position tilt lock
 - Adjustable tension
 - Fixed cushion
 - High-density moulded foam
 - Lumbar support
 - Five castor-wheel base for smooth movement and stability

Dimensions (mm) 660W x 520D x 980-1070H (back)
450-540H (seat)

Bond collection

TASK CHAIR

Charcoal & white BO-C1000

Black BO-C1001

EXECUTIVE CHAIRS

High back BO-C1002

Low back BO-C1003

Bond Chairs feature high-density moulded foam seats with striking walnut timber seat-outer on the Executive range for a truly luxe feel

Smooth 360 degree spin, synchronised seat and back tilt plus a premium gas-lift mechanism, all allows for seamless seat movement

The quality smooth-rolling castors on five sturdy legs provide stability and ease of movement





BOND TASK CHAIR

BO-C1000

Product Description

Base Soft white

Upholstery Charcoal mesh upright with matching fabric seat cushion

- Features**
- Adjustable gas-lift seat height
 - Seat and back tilt with three position tilt lock
 - Adjustable tension
 - One-click adjustable arm height
 - Fixed cushion
 - High-density moulded foam
 - Lumbar support
 - Five castor-wheel base for smooth movement and stability

Dimensions (mm) 645W x 580D x 990-1080H (back)
430-520H (seat)



BOND TASK CHAIR

BO-C1001

Product Description

Base Black

Upholstery Black mesh upright with matching fabric seat cushion

- Features**
- Adjustable gas-lift seat height
 - Seat and back tilt with three position tilt lock
 - Adjustable tension
 - One-click adjustable arm height
 - Fixed cushion
 - High-density moulded foam
 - Lumbar support
 - Five castor-wheel base for smooth movement and stability

Dimensions (mm) 645W x 580D x 990-1080H (back)
430-520H (seat)



BOND EXEC HIGH BACK

BO-C1002

Product Description

Base Chrome

Upholstery Prestige grey pu leather

- Features**
- Adjustable gas-lift seat height
 - Synchronised seat and back tilt
 - High-density moulded foam
 - Fully-padded bucket-style seating with high back for additional support and comfort
 - Polished walnut wood outer seat
 - Five castor-wheel base for smooth movement and stability

Dimensions (mm) 590W x 520D x 1100-1180H (back)
420-510H (seat)



BOND EXEC LOW BACK

BO-C1003

Product Description

Base Chrome

Upholstery Prestige grey pu leather

- Features**
- Adjustable gas-lift seat height
 - Synchronised seat and back tilt
 - High-density moulded foam
 - Fully-padded bucket-style seating for additional support and comfort
 - Polished walnut wood outer seat
 - Five castor-wheel base for smooth movement and stability

Dimensions (mm) 590W x 520D x 860-920H (back)
420-510H (seat)

Park Lane collection

TASK CHAIR

Black mesh PA-C1000

The elite Park Lane task chair features a 3D adjustable armrest

The high performance seat and back is a full mesh with adjustable tension for ultimate comfort

The Park Lane task chair is our most adjustable; featuring synchronised seat and back tilt, four position tilt lock, adjustable tension, sliding seat function and gas-lift adjustable chair height – so you can customise your position to ensure a perfect fit every time, no matter what the task

The jet black base and frame set on chrome legs with smooth-rolling castors completes the high-end look and allows ease of movement as you roll from one job to another





PARK LANE TASK CHAIR

PA-C1000

Product Description

- Base** Black and chrome
- Upholstery** Full jet black premium mesh
- Features**
- Adjustable gas-lift seat height
 - Seat and back tilt with three position tilt lock
 - Seat sliding function
 - Adjustable tension
 - Fixed cushion
 - 3D height adjustable armrests
 - Lumbar support
 - Five castor-wheel base for smooth movement and stability
- Dimensions (mm)** 665W x 610D x 990-1180H (back)
460-550H (seat)

Workstations

- 01 Oxford Collection P25
- 02 Bond Collection P30
- 03 Oxford Extras P34



Oxford collection

WORKSTATIONS

WHITE FRAME

OX-WS1000
OX-WS1002
OX-WS1004
OX-WS1006
OX-WS1008
OX-WS1010
OX-WS1012
OX-WS1014
OX-WS1016

BLACK FRAME

OX-WS1001
OX-WS1003
OX-WS1005
OX-WS1007
OX-WS1009
OX-WS1011
OX-WS1013
OX-WS1015
OX-WS1017

EXTRAS (p34)

MODESTY SCREENS

Grey fabric	OX-W1030
Charcoal fabric	OX-W1031
Marble acoustic	OX-W1034

FLOAT TABLES

White	OX-CT1000
Black	OX-CT1001

SCREEN CLIPS

Black	OX-W1032
White	OX-W1033

Modesty panels are attached with a simple yet elegant clasp and provide a sense of privacy and an acoustic barrier in open plan workspaces

Oxford tables are available in a range of sizing configurations from single person desks, to 10 person dual-sided workstations

Table top colour and material are customised to suit your office design




The Oxford workstation comes in a range of sizes with your selection of custom tabletop, plus it features concealed cable tray management and optional modesty panels



OXFORD WORKSTATION

OX-WS1000 – 1016

Code	Product Description	Dimensions (mm)
OX-WS1000	Single small white workstation with modesty panel	1800L x 700W x (715-730)H
OX-WS1002	Single large white workstation with modesty panel	2254L x 700W x (715-730)H
OX-WS1004	2 person white workstation	1800L x 1500W x (715-730)H
OX-WS1006	4 person white workstation	3600L x 1500W x (715-730)H
OX-WS1008	6 person white workstation	5400L x 1500W x (715-730)H
OX-WS1010	8 person white workstation	7200L x 1500W x (715-730)H
OX-WS1012	10 person white workstation	9000L x 1500W x (715-730)H
OX-WS1014	Single small white workstation	1800L x 700W x (715-730)H
OX-WS1016	Single large white workstation	2254L x 700W x (715-730)H



The Oxford workstation comes in a range of sizes with your selection of custom tabletop, plus it features concealed cable tray management and optional modesty panels

OXFORD WORKSTATION**OX-WS1001 – 1017**

Code	Product Description	Dimensions (mm)
OX-WS1001	Single small black workstation with modesty panel	1800L x 700W x (715-730)H
OX-WS1003	Single large black workstation with modesty panel	2254L x 700W x (715-730)H
OX-WS1005	2 person black workstation	1800L x 1500W x (715-730)H
OX-WS1007	4 person black workstation	3600L x 1500W x (715-730)H
OX-WS1009	6 person black workstation	5400L x 1500W x (715-730)H
OX-WS1011	8 person black workstation	7200L x 1500W x (715-730)H
OX-WS1013	10 person black workstation	9000L x 1500W x (715-730)H
OX-WS1015	Single small black workstation	1800L x 700W x (715-730)H
OX-WS1017	Single small black workstation	2254L x 700W x (715-730)H

Bond collection

SIT/STAND WORKSTATIONS

Single BO-ST1000

Double BO-ST1003

The Bond sit/stand workstation is a must-have for the office – combining robust functionality with stylish modern design. Users can transition from the seated position to standing with the touch of a button, promoting a healthier work environment and improved productivity.

Benefits of sit/stand workstations

- 1. Reduced risk of health conditions associated with prolonged sitting:** sitting at a desk all day has been linked to obesity and metabolic disease as well as an increased risk of diabetes and heart disease. Studies have shown that the use of a sit/stand desk can lower this risk while also reducing back and neck pain.
- 2. Improved mood and energy:** standing while working can alleviate fatigue and stress, leading to a positive impact on mood, increased energy and productivity.
- 3. Create a desirable workspace:** people are seeking workspaces that support holistic wellbeing. Incorporating sit/stand workstations into your office space is a simple yet highly effective way to ensure best practice in employee wellbeing while improving productivity and reducing risk.



5 year
warranty

Modesty screens are available in a variety of colours and are easily attached using our screen clips

Bond sit-stand workstations feature individually-motorised legs, rather than one central motor. This ensures an even lift, reduces motor burnout for desk longevity and lowers noise for a quieter height adjustment in the office environment

Bond sit-stand workstations are available in either single or dual-sided, independently-operated workstations

Table top colour and material are customised to suit your office design

Hidden cables and 3-stage columns for strength and stability, anti-collision sensors and a constant 40mm/sec adjustment speed allow for seamless movement

The Bond workstation is operated by a classy retractable LED touchscreen – with programmable 4-setting memory and incremental height-adjust with the up/down buttons





BOND SINGLE DESK

BO-ST1000

Product Description

Base White

Table top Customer selection

- Features**
- Adjustable height to allow user to sit or stand while working
 - Operated by an LED touchscreen that extends and retracts with a gentle push
 - Programmable four height memory function
 - Two motors for even lift, longevity and quiet motion
 - Pedestal-style two leg design with discreet wiring
 - Anti-collision sensor
 - Three-stage column legs for smooth movement at a constant speed of 40mm/sec
 - Maximum load of 120kg


Dimensions (mm) Desk width and tabletop size can be customised to suit:
 1200–1800W x
 680D (base of legs) x
 1270H (upper) – 620H (lower)

BOND DOUBLE DESK**BO-ST1003****Product Description****Base** White**Table top** Customer selection

- Features**
- Independent adjustable height to allow users to sit or stand while working
 - Operated by LED touchscreens that extend and retract with a gentle push
 - Programmable four height memory function
 - Four individual motors for even lift, longevity and quiet motion
 - Sturdy four leg design with discreet wiring
 - Anti-collision sensor
 - Three-stage column legs for smooth movement at a constant speed of 40mm/sec
 - Maximum load of 120kg

Dimensions (mm) Desk width and tabletop size can be customised to suit:
 1200–1800W x
 1355D (base of legs) x
 1270H (upper) – 620H (lower)





OXFORD MODESTY SCREEN

OX-W1030 — 1045

Item Code	Product Description
OX-W1030	Grey fabric acoustic panel D (mm): 1600L x 22W x 300H
OX-W1031	Charcoal fabric acoustic panel D (mm): 1600L x 22W x 300H
OX-W1034	Grey acoustic panel D (mm): 1600L x 18W x 300H
OX-W1044	Chocolate fabric acoustic panel D (mm): 1600L x 22W x 300H
OX-W1045	Mint fabric acoustic panel D (mm): 1600L x 22W x 300H

Modesty panels are attached with a simple yet elegant clasp and provide a sense of privacy and an acoustic barrier in open plan workspaces

OXFORD ADJUSTABLE FLOAT TABLE


OX-CT1000 & OX-CT1001

Product Description

Colour White OX-CT1000
Black OX-CT1001

- Features**
- Adjustable gas-lift tabletop height so you can easily modify it from coffee table height to bar height and anywhere in between
 - Matching leg, base and top
 - Easy clean material

Dimensions (mm) 700 Diameter x 710-1140H



Oxford pedestal tables feature gas-lift height adjustment operated by a discreet lever – so it can easily be adjusted to suit your room or different occasions

Storage

01 Trafalgar Collection P37



Trafalgar collection

PEDESTALS

White metal unit	TR-P1000
Black metal unit	TR-P1001

TAMBOUR

White metal unit	TR-T1000
Black metal unit	TR-T1001

TAMBOUR WITH PLANTER

White metal unit	TR-TP1000
Black metal unit	TR-TP1001

The Trafalgar tambour is available with optional planterbox to add some greenery to the office environment

Powder-coated metal ensures the Trafalgar collection is easy to clean, chip-resistant and strong, with a long-lasting classic colour finish

Superior lockable roller shutters with magnetic slam rails and two internal adjustable shelves for safe storage

The Trafalgar pedestal features lockable drawers with pencil tray included in top drawer

A4 filing drawer to keep your documents organised and safe

Five lockable supporting castors provide stability





TRAFALGAR PEDESTAL TR-P1000 & TR-P1001

Product Description

Colour Powder-coated white TR-P1000
Powder-coated black TR-P1001

- Features**
- Lockable three-drawer unit
 - Upper drawer pencil tray
 - Lower A4 filing drawer with drawer dividers
 - Five moveable and lockable castor-wheel base for smooth movement and stability

Dimensions (mm) 400W x 500D x 600H



TRAFALGAR TAMBOUR & PLANTER BOX

TR-P1000-1 & TR-TP1000-1

Product Description: Tambour

Colour Powder-coated white TR-P1000
Powder-coated black TR-P1001

- Features**
- Lockable two-door unit
 - Floor levellers to ensure a flat installation
 - Two slotted shelves to suit two folders high
 - Superior roller shutter doors with magnetic slam rails

Dimensions (mm) 900W x 500D x 1000H

Product Description: Planter

Colour Powder-coated white TR-TP1000
Powder-coated black TR-TP1001

- Features**
- Planter box designed to sit perfectly atop the Trafalgar tambour storage unit
 - Provides space for ample greenery to bring your office environment to life

Dimensions (mm) 900W x 500D x 200H

Artificial plants

01 Coventry Collection P41



COVENTRY IVY HANGING PLANT

CO-P1002

Product Description

- Features**
- Realistic replica plant, so no watering or maintenance needed
 - Can be draped, hung or woven throughout the office
 - Multiple pieces can be used to create a green wall effect

Dimensions (mm) Vine length and quantity can be customised to suit



COVENTRY MOTHER-IN-LAW TONGUE POT PLANT

CO-P1001

Product Description

- Pot** Black plastic
- Features**
- Realistic replica plant, so no watering or maintenance needed
 - Fits three across in the Trafalgar planter box

Dimensions (mm) 250 Diameter x 210H (Pot)
900H (Total)



COVENTRY AGAVE POT PLANT

CO-P1000

Product Description

- Pot** Black plastic
- Features**
- Realistic replica plant, so no watering or maintenance needed
 - Fits three across in the Trafalgar planter box

Dimensions (mm) 160 Diameter x 130H (Pot)
400H (Total)





Furnishing all your fit-out needs

11 Plane Tree Avenue, Dingley Village, Vic. 3172
(03) 9518 5155 info@joinerymakers.com.au

www.joinerymakers.com.au